

# Industrial Computer Chassis

As a leading hardware provider in embedded SBC, IEI offers complete industrial computer chassis from ATX/microATX/Mini-ITX support chassis to 1U~7U chassis to support different embedded single board computers, and provides flexibility and scalability for industrial applications. Customers can choose different platform to integrate and fulfil different demanding application and vertical application.

## 1. SBC Embedded System



<b>Model Name</b>	<b>ECN-360A Series</b>	<b>ECW-281B Series</b>
<b>MB Model No.</b>	NANO Series (EPIC SBC)*	WAFER Series (3.5" SBC)*

\*Please refer to the ECN & ECW datasheets for the NANO & WAFER support list.

## 2. Embedded Chassis Series



<b>Model Name</b>	<b>EBC-3220</b>	<b>EBC-3100 / EBC-3000</b>	<b>EBC-3300</b>
<b>MB Model No.</b>	KINO Series (Mini-ITX)*	KINO Series (Mini-ITX)*	tKINO Series (Mini-ITX)

\*Please refer to the EBC datasheets for the support list.

## 3. Industrial Computer Chassis



<b>Model Name</b>	<b>RACK-1150G 1U</b>	<b>RACK-220G 2U 6-slot</b>	<b>RACK-360 4U 14-slot</b>
<b>MB Model No.</b>	Full-size CPU card	Full-size CPU card microATX, Mini-ITX	Full-size CPU card ATX, microATX, Mini-ITX



<b>Model Name</b>	<b>ECA-300</b>	<b>ECA-200</b>	<b>ECA-100</b>
<b>MB Model No.</b>	ATX/mATX	mATX	ATX/mATX



<b>Model Name</b>	<b>PAC-125G 10-slot</b>	<b>PAC-700G 7-slot</b>	<b>PAC-53GH 3-slot</b>
<b>MB Model No.</b>	Full-size CPU card	Half-size CPU card	Half-size CPU card

# SBC Embedded System



Model Name		ECN-360A-ULT3	ECW-281B-BT	
Chassis	Color	Black	Black	
	Dimensions (WxDxH) (mm)	255 x 130 x 75	229 x 132 x 64	
	System Fan	Fanless	Fanless	
	Chassis Construction	SECC	Aluminum alloy with heavy duty metal	
Motherboard	Motherboard Model	NANO-ULT3	WAFER-BT	
	SBC Size (mm)	EPIC (165 x 115)	3.5" (146 x 102)	
	CPU	Intel® Core™ i5-6300U Intel® Celeron® 3955U	Intel® Celeron® J1900 quad-core 2.42GHz	
	Chipset	N/A	SoC	
	System Memory	Two 260-pin 2133/1866 MHz dual-channel DDR4 SO-DIMMs support up to 32GB, Pre-install 4GB DDR4	One 204-pin 1333/1066 MHz single-channel DDR3L SO-DIMM supports up to 4 GB, Pre-install 2GB DDR3L	
IPMI	iRIS Solution	N/A	N/A	
	Storage	Hard Drive	2 x 2.5" SATA HDD/SSD bay (No RAID support)	1 x 2.5" SATA 3Gb/s HDD/SSD bay
		CF Card/CFast	N/A	N/A
I/O Interfaces	USB 3.2 Gen 1	4	1	
	USB 2.0	N/A	3	
	Ethernet	LAN1: Intel® I219-LM LAN2: Intel® I211-AT	LAN 1: PCIe GbE by Intel® I210 controller LAN 2: PCIe GbE by Intel® I211 controller	
	COM Port	1 x RS-232/422/485 2 x RS-232	3 x RS-232 1 x RS-422/485	
	Digital I/O	8-bit digital I/O	8-bit digital I/O (4-bit input, 4-bit output)	
	Display	2 x HDMI	1 x VGA	
	Resolution	HDMI: up to 4096x2160@24Hz	VGA: 2560x1600@60Hz	
	Audio	1 x Line-out	1 x Line out	
	Wireless	2 x 802.11b/g/n (optional)	1 x 802.11b/g/n	
Expansions	PCle Mini	1 x Full-size PCIe Mini card slot (with SIM holder & mSATA support) 1 x Half-size PCIe Mini card slot	1 x Full-size PCIe Mini card slot (supports mSATA) 1 x Half-size PCIe Mini card	
Power	Power Input	DC 12V (Optional 9~36V) Power 1: DC jack Power 2: Terminal block( for optional 9~36V only)	DC jack: 12 V DC 3-pin terminal: 9 V~36 V DC	
	Power Consumption	12 V@2.4 A (Intel® i5-6300U with 4GB DDR4 memory)	12V@1.45A (Intel® Celeron® J1900 CPU and one 8 GB 1333 MHz DDR3 memory)	
Reliability	Mounting	Wall mount, VESA 100	Wall mount, VESA 100	
	Operating Temperature	-20°C~60°C with air flow (SSD), 5% ~ 95%, non-condensing	-20°C~60°C with air flow (SSD), 10% ~ 95%, non-condensing	
	Operating Shock	Half-sine wave shock 5G, 11ms, 3 shocks per axis	Half sine wave 5G, 11ms 3-axis (non-operational)	
	Operating Vibration	MIL-STD-810F 514.5C-2 (with SSD)	MIL-STD-810F 514.5C-1 (HDD)	
	Weight (Net/Gross)	2.2 kg/3 kg	2.1 kg / 3.9 kg	

\*Systems with hard drive meet MIL-STD-810F 514.5C-1 specifications. SSD/CF systems meet MIL-STD-810F 514.5C-2 specifications.

# ECN-360A-ULT3

Fanless Embedded System with Intel® Solution



## Features

- On-board CPU
  - » i5-6300U dual-core up to 3.0GHz
  - » 3955U dual-Core up to 2.0GHz
- Two 2.5" SATA 6Gb/s HDD/SSD drive bay
- Operating temperature: -20°C ~ 60 °C
- Two flexible E-Window for modularized expansion I/O

E-Window



## Specifications

Model Name		ECN-360A-ULT3
Chassis	Color	Black
	Dimensions (WxDxH) (mm)	255 x 130 x 75
	System Fan	Fanless
	Chassis Construction	SECC
Motherboard	Motherboard Model	NANO-ULT3
	SBC Size (mm)	EPIC (165 x 115)
	Processor	Intel® Core™ i5-6300U Intel® Celeron® 3955U
	System Memory	Two 260-pin 2133/1866 MHz dual-channel DDR4 non-ECC unbuffered SO-DIMMs support up to 32GB, Pre-install 4GB DDR4
Storage	Hard Drive	2 x 2.5" SATA HDD/SSD bay (No RAID support)
I/O Interfaces	USB 3.2 Gen 1	4
	Ethernet	LAN1: Intel® I219-LM LAN2: Intel® I211-AT
	COM Port	1 x RS-232/422/485 2 x RS-232
	Digital I/O	8-bit digital I/O
	Display	2 x HDMI
	Resolution	HDMI: up to 4096x2160@24Hz
	Audio	1 x Line-out
	Wireless	2 x 802.11b/g/n (optional)
Expansions	PCIe Mini	1 x Full-size PCIe Mini card slot (with SIM holder & mSATA support) 1 x Half-size PCIe Mini card slot
Power	Power Input	DC 12V (Optional 9~36V) Power 1: DC jack Power 2: Terminal block( for optional 9~36V only)
	Power Consumption	12 V@2.4 A (Intel® i5-6300U with 4GB DDR4 memory)
Reliability	Mounting	Wall mount, VESA 100
	Operating Temperature	-20°C~60°C with air flow (SSD), 5% ~ 95%, non-condensing
	Operating Shock	Half-sine wave shock 5G, 11ms, 3 shocks per axis
	Operating Vibration	MIL-STD-810F 514.5C-2 (SSD)
	Weight (Net/Gross)	2.2 kg/3 kg

\*3955U belongs to Skylake ULT Base series CPU, PCIe signal support only PCIe Gen 2

## Friendly to Use

### Easy for installation

- Flexible I/O function for expansion requirement
- Easy assembly and integration changing with IEI E-window tool kit




E-Window

Fully Integrated I/O

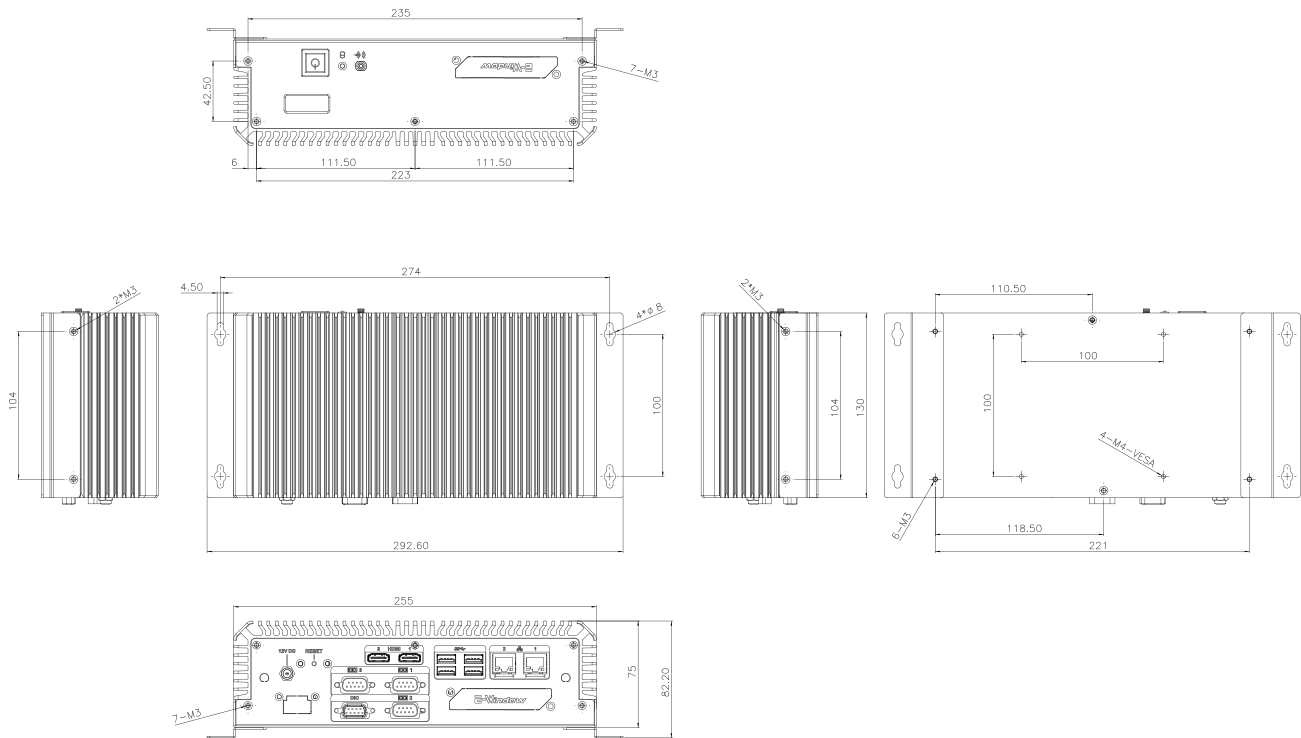
Front view



Rear view



Dimensions (Unit: mm)



Ordering Information

Part No.	Description
ECN-360A-ULT3-i5/4G-R10	Fanless System with Intel® Core™ i5-6300U up to 3.0GHz, TDP 15W, 2 x GbE LAN port, 2 x HDMI, 2 x 2.5" SATA HDD bay, 4GB memory pre-installed, 12V DC, RoHS
ECN-360A-ULT3-C/4GB-R10	Fanless System with Intel® Celeron® 3955U up to 2.00 GHz, TDP 15W, 2 x GbE LAN port, 2 x HDMI, 2 x 2.5" SATA HDD bay, 4GB memory pre-installed, 12V DC, RoHS
ECN-360A-ULT3-C/WD/4GB-R10	Fanless System with Intel® Celeron® 3955U up to 2.0GHz, TDP 15W, 2 x GbE LAN port, 2 x HDMI, 2 x 2.5" SATA HDD bay, 4GB memory pre-installed, 9-36V DC, RoHS
ECN-360A-ULT3-C/WD/4GB-R10**	Fanless System with Intel® Celeron® 3955U up to 2.0GHz, TDP 15W, 2 x GbE LAN port, 2 x HDMI, 2 x 2.5" SATA HDD bay, 4GB memory pre-installed, 9-36V DC, RoHS
63040-010060-120-RS	FSP060-DIBAN2, 12V 60W AC/DC Adapter
E-MPCIE-LAN03-R10	PCIe mini card supports 1-port GbE with REALTEK RTL8111E controller, with PMS 194C I/O bracket and 150 mm cable
E-MPCIE-DLAN03-R10	PCIe mini card supports 2-port GbE with Intel® I211 controller, with PMS 194C I/O bracket and 150mm cable

\*\*By order production, MOQ: 50

Packing List

1 x Screw set

1 x Wall mount bracket

# ECW-281B-BT

Fanless Embedded System with  
Intel® Celeron® J1900 Processor



## Features

- Fanless system with Intel® Celeron® J1900 Processor
- Supports four COM ports (three RS-232, one RS-422/485)
- 12V DC and 9 V~36 V DC models available
- Wide operating temperature: -20°C ~ 60°C with SSD

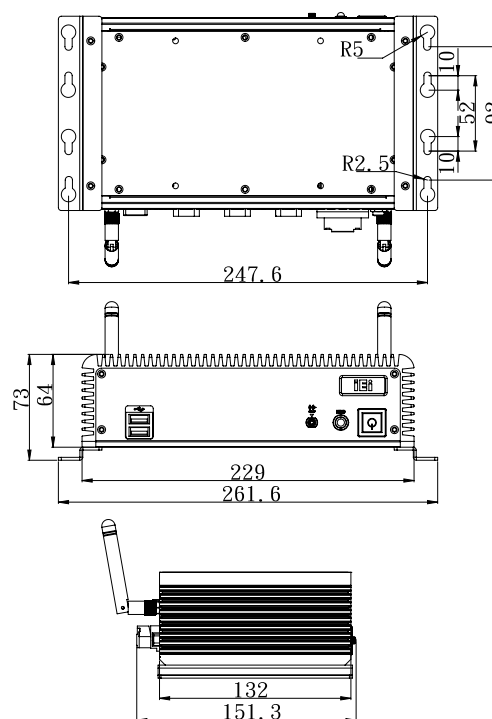


## Specifications

Model Name		ECW-281B-BT
Chassis	Color	Black
	Dimensions (WxHxD) (mm)	229 x 132 x 64
	System Fan	Fanless
	Chassis Construction	Aluminum alloy with heavy duty metal
Motherboard	Motherboard Model	WAFER-BT
	SBC Size (mm)	3.5", 146 x 102
	CPU	Intel® Celeron® J1900 processor (quad-core, 2 MB cache, TDP=10W, up to 2.42GHz)
	Chipset	SoC
Memory	System Memory	1 x 204-pin 1066/1333 MHz single-channel DDR3L SO-DIMM (system max. 8 GB)
	Hard Drive	1 x 2.5" SATA 3Gb/s HDD bay
I/O Interfaces	USB 3.2 Gen 1	1
	USB 2.0	3
	Ethernet	LAN 1: PCIe GbE by Intel® I210 controller LAN 2: PCIe GbE by Intel® I211 controller
	COM Port	3 x RS-232 1 x RS-422/485
	Digital I/O	8-bit digital I/O
	Display	1 x VGA
	Resolution	VGA: Up to 2560x1600@60Hz
	Audio	1 x Line out
	Wireless	1 x 802.11b/g/n (optional)
	Expansion	PCIe Mini
Power	Power Input	DC jack: 12 V DC 3-pin terminal: 9 V~36 V DC
	Consumption	12V@1.45A (with Intel® Celeron® J1900 CPU and one 8 GB 1333 MHz DDR3 memory)
Reliability	Mounting	Wall mount, VESA 100
	Operating Temperature	-20°C~60°C with air flow (SSD), 10% ~ 95%, non-condensing
	Storage Temperature	-20°C ~ 60°C
	Operating Shock	Half sine wave 5G, 11ms 3-axis (non-operational)
	Operating Vibration	MIL-STD-810F 514.5C-1 (HDD)
	Weight (Net/Gross)	2.1 kg / 3.9 kg

\*ECW-281BWD-BTI-QGW without Full-size PCIe Mini Card slot expansion

## Dimensions (Unit: mm)



## Options

Part No.	Description
ECW-281B-BT-WES7E64-R20	OS Image with Windows® Embedded Standard 7 E 64Bit for ECW-281BT Series, with DVD-ROM, RoHS, R20
DK-100-R10	VESA 100 to DIN-Rail mounting kit

## Packing List

1 x Power cord only for 12V	1 x Wall mount bracket
1 x 12V 60W power adapter only for 12V	1 x Screw set

## Ordering Information

Part No.	Description
12V DC Input	ECW-281B-BTI-J1/2GB-R20
9 V~36 V DC Input	ECW-281BWD-BTI-J1/2GB-R20

Fanless embedded system with WAFER-BT-R20, with Intel® Celeron® J1900 2GHz, 4 serial ports, with 2GB DDR3L pre-installed SO-DIMM memory, 12VDC in, 60W power adapter, black, RoHS

Fanless embedded system with WAFER-BT-R20, with Intel® Celeron® J1900 2GHz, 4 serial ports, with 2GB DDR3L pre-installed SO-DIMM memory, 9~36VDC in, w/o adapter, black, RoHS

# Embedded Chassis Series



Model Name	EBC-3300	EBC-3220	
<b>Platform</b>	Case only	Case only	
<b>Chassis</b>	<b>Color</b>	Black	Black
	<b>Dimensions (WxDxH) (mm)</b>	190 x 190 x 43	190 x 180 x 55
	<b>System Fan</b>	--	1 x 4 cm
	<b>Chassis Construction</b>	Heavy duty metal	Heavy duty metal
	<b>Motherboard Model</b>	EBC-3300-BW-R10: tKINO-BW	tKINO-BW KINO-DQM170 KINO-DH810 KINO-DBT eKINO-BT KINO-R1000 KINO-DH310 KINO-DH110 KINO-DAL tKINO-AL tKINO-ULT3 KINO-TGL-U
<b>SBC Size (mm)</b>	Mini-ITX (170 x 170)	Mini-ITX (170 x 170)	
<b>Storage</b>	<b>Hard Drive</b>	1 x 2.5" SATA HDD/SSD drive bay	1 x 2.5" SATA HDD/SSD drive bay
	<b>CF Card/CFast</b>	N/A	N/A
	<b>SD Card</b>	Refer to SBC	Refer to SBC
<b>I/O Interfaces</b>	<b>PS2 (KB/MS)</b>	N/A	N/A
	<b>USB 3.2 Gen 1</b>	Refer to SBC	Refer to SBC
	<b>USB 2.0</b>	Refer to SBC	Refer to SBC
	<b>Ethernet</b>	2	2
	<b>COM Port</b>	Refer to SBC	Refer to SBC
	<b>LPT</b>	Refer to SBC	Refer to SBC
	<b>Display</b>	Refer to SBC	Refer to SBC
	<b>Resolution</b>	Refer to SBC	Refer to SBC
	<b>Audio</b>	Refer to SBC	Refer to SBC
	<b>Wireless</b>	Refer to SBC	Refer to SBC
<b>Expansions</b>	<b>PCI</b>	N/A	N/A
	<b>PCIe</b>	N/A	N/A
	<b>PCIe Mini</b>	Refer to SBC	Refer to SBC
	<b>Others</b>	1 x E-Window	N/A
<b>Power</b>	<b>Power Input</b>	12V DC	12V DC
	<b>Power Supply</b>	12V DC	12V DC
<b>Reliability</b>	<b>Mounting</b>	VESA 100, wall mount	VESA 100, wall mount
	<b>Operating Temperature</b>	-10°C ~ 50°C	-10°C ~ 50°C
	<b>Operating Shock</b>	Half-sine wave 3G, 11ms 3 shocks per axis	
	<b>Operating Vibration</b>	MIL-STD-810F 514.5C-1	
	<b>Weight (Net/ Gross)</b>	1 kg/2 kg	1 kg/2 kg

# Embedded Chassis Series



Model Name	EBC-3100	EBC-3000
Platform	Case only	Case only
Chassis	Color	Black
	Dimensions (WxDxH) (mm)	260 x 250 x 156
	System Fan	1 x 8 cm
	Chassis Construction	Heavy duty metal with plastic front panel
Motherboard	Motherboard Model	KINO-AQ170
	SBC Size (mm)	Mini-ITX (170 x 170)
Storage	Hard Drive	1 x 3.5" SATA HDD space
	CF Card/CFast	Refer to SBC
	SD Card	Refer to SBC
I/O Interfaces	PS2 (KB/MS)	Refer to SBC
	USB 3.2 Gen 1	Refer to SBC
	USB 2.0	Refer to SBC
	Ethernet	2
	COM Port	Refer to SBC
	LPT	Refer to SBC
	Display	Refer to SBC
	Resolution	Refer to SBC
	Audio	Refer to SBC
Wireless	Refer to SBC	
Expansions	PCI	N/A
	PCIe	1 x Full-height expansion slot
	PCIe Mini	Refer to SBC
	Others	N/A
Power	Power Input	90~264V AC
	Power Supply	ACE-A618C 180W ACE-A627A 270W
Reliability	Mounting	Desktop, wall mount
	Operating Temperature	0°C ~ 50°C
	Operating Shock	Half-sine wave 3G, 11ms 3 shocks per axis
	Operating Vibration	MIL-STD-810F 514.5C-1
	Weight (Net/Gross)	2.5 kg/3.9 kg

# EBC-3300 Embedded Chassis for IEI thin Mini-ITX SBC



## Easy for installation

- Flexible I/O function for expansion requirement
- Easy assembly and integration changing with IEI E-window tool kit




## Features

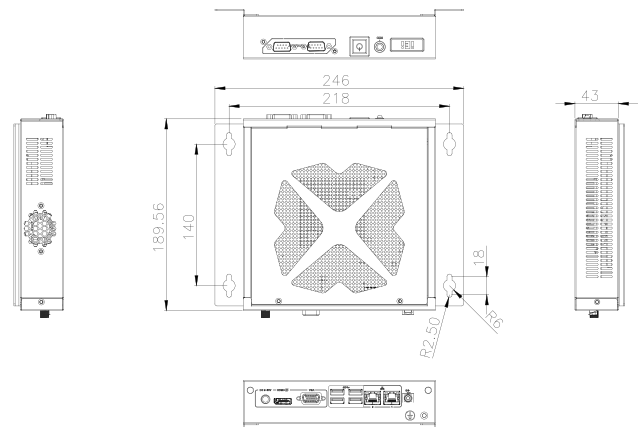
- Designs for thin type Mini-ITX SBC with single voltage input
- Total height 42mm for space critical application
- One 2.5" hard drive capacity
- Flexible E-Window tool kit support

## Specifications

<b>Model Name</b>		<b>EBC-3300-BW-R10</b>
<b>Platform</b>		Case only
<b>Chassis</b>	<b>Color</b>	Black
	<b>Dimension (WxDxH)</b>	190 x 190 x 43
	<b>System Fan</b>	--
	<b>Chassis Construction</b>	Heavy duty metal
<b>Motherboard</b>	<b>Motherboard</b>	tKINO-BW
	<b>SBC Size (mm)</b>	Mini-ITX (170 x 170)
	<b>CPU</b>	Refer to SBC
	<b>System Memory</b>	1 x DDR3L 1333/1066 SO-DIMM (system Max : 8GB)
<b>Storage</b>	<b>Hard Drive</b>	1 x 2.5" SATA 6Gb/s HDD/SSD Bay
	<b>SD Card</b>	1
	<b>mSATA / M.2</b>	1
<b>I/O interfaces</b>	<b>PS2 (KB/MS)</b>	pin header
	<b>USB 3.2 Gen 1</b>	4
	<b>USB 2.0</b>	pin header
	<b>Ethernet</b>	2
	<b>RS-232/422/485</b>	2 (pin header)
	<b>RS-232</b>	4 (pin header)
	<b>DIO</b>	8-bit (pin header)
	<b>Display</b>	1 x VGA 1 x DP/HDMI
	<b>Resolution</b>	1 x VGA (up to 1920x1200@60Hz) 1 x HDMI/DP (up to 3840x2160@30Hz)
	<b>Audio</b>	Realtek ALC662 1 x Audio jacks (line-out)
	<b>Wireless</b>	Refer to SBC
	<b>Expansions</b>	<b>PCIe Mini</b>
<b>Others</b>		N/A
<b>Power</b>	<b>Power Input</b>	9~30V
	<b>Power Consumption</b>	12V@1.61A
	<b>Others</b>	1 x Power switch
<b>Reliability</b>	<b>Mounting</b>	VESA 100, wall mount
	<b>Operating Temperature</b>	-10 ~ 50 °C with air flow (SSD), 10% ~ 95%, non-condensing
	<b>Storage Temperature</b>	-20°C ~ 60°C
	<b>Operating Shock</b>	Half-sine wave shock 3G, 11ms, 3 shocks per axis
	<b>Operation Vibration</b>	MIL-STD-810G 514.5C-1 (with SSD)
	<b>Weight ( Net/Gross)</b>	1 kg/ 2kg



## Dimensions (Unit: mm)



## Ordering Information

Part No.	Description
<b>EBC-3300-BW-R10</b>	Embedded chassis for tKINO-BW with one 2.5" SATA hard drive bay, IO bracket, one LED cable, one power switch cable and RoHS

## Packing List

1 x QIG	1 x Wall mount bracket kit
1 x Screw set	

## Options

Part No.	Description
<b>19FR123510BH-000001-RS</b>	Fan Module, FAN, +12V, 3PIN, 31100-000409-RS, STANDARD, R123510BHAC6M5AR, CABLE L:300mm, MOLEX 5051-03P P=2.54 (For EBC-3300-ULT3-R10)
<b>19FR123510BH-000002-RS</b>	Fan Module, FAN, +12V, 4PIN, 31100-000410-RS, STANDARD, R123510BHAF6M6AR, CABLE L:300mm, MOLEX 5051-04P P=2.54
<b>63040-010060-211-RS</b>	FSP060-DIBAN2, 12V 60W AC/DC Adapter



# EBC-3220

Compact Embedded Chassis for I/EI Single Voltage Mini-ITX SBC



## Features

- Designed for Mini-ITX SBC with single voltage input
- Space critical application
- One 2.5" hard drive capacity
- Cost-effective, RoHS compliant design

## Specifications

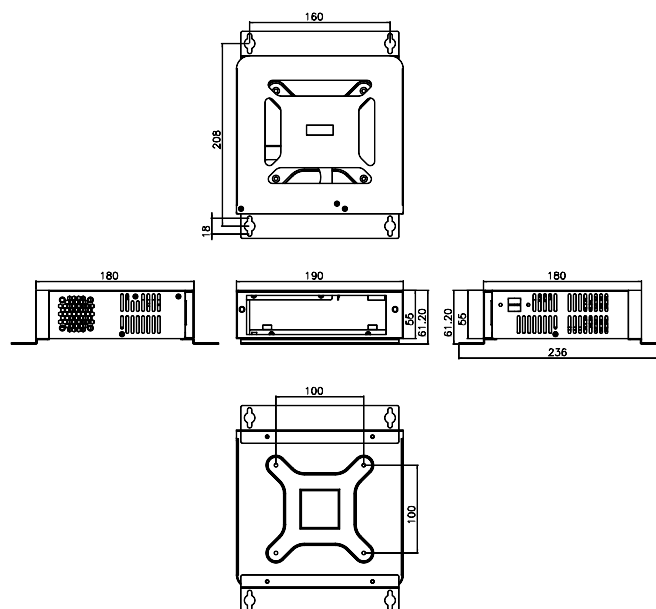
Model Name		EBC-3220
Platform		Case only
Chassis	Color	Black
	Dimensions (WxDxH) (mm)	190 x 180 x 55
	System Fan (WxDxH) (mm)	40 x 40 x 10 (optional)
Motherboard	Motherboard Model	Refer to KINO Series
	SBC Size (mm)	Mini-ITX (170 x 170)
Storage	Hard Drive	1 x 2.5" SATA 6Gb/s HDD/SSD Bay
Button		Power switch
Reliability	Mounting	Desktop, wall mount, VESA mount
	Operating Temperature	-10°C ~ 50°C with air flow*
	Weight (Net/Gross)	1 kg/2 kg

\*Ambient air speed follows IEC-68-2-2 standard

## Compatible Mini-ITX SBC

Part No.	Recommended CPU Cooler
KINO-TGL-U	TBD
gKINO-R1000	19100-000225-00-RS
KINO-DAL	Fanless
tKINO-AL	Fanless
tKINO-ULT3	19100-000224-00-RS, 34000-000645-RS
KINO-DH110	CF-115XA-R10, CF-1156C-R20, CF-1156D-R30
KINO-DH310	CF-115XA-R10, CF-1156C-R20, CF-1156D-R30
KINO-HM551	CF-989A-RS
KINO-QM57A	CF-989A-RS
KINO-QM670	CF-989A-RS
KINO-QM770	CF-989A-RS
KINO-DH610	CF-115XA-R10, CF-1156C-R20, CF-1156D-R30
KINO-DQM871-I1	19100-000203-00-RS
KINO-KBN/SE-i2	GX-424CC & GX415GA with fan
KINO-DA750-i2	CF-989A-RS
eKINO-BT	Fanless
KINO-DBT	Fanless
KINO-DH810	CF-115XA-R10, CF-1156C-R20, CF-1156D-R30
KINO-DQM170	19100-000203-00-RS (suitable for 25W CPU)
tKINO-BW	Fanless

## Dimensions (Unit: mm)



## Ordering Information

Part No.	Description
EBC-3220-R11	Mini-ITX embedded chassis, for DC input model only, with one 2.5" HDD bracket, w/o power adapter, black, RoHS

## Packing List

1 x QIG	1 x Wall mount bracket kit	1 x Screw set
---------	----------------------------	---------------

## Options

Part No.	Description
32000-044300-RS	Dual port USB cable, 210mm, w/o bracket
19FR124010BL-000003-RS	Fan module, L=200mm, 4cm, 3-pin, CCL, RoHS

# EBC-3100 Mini-ITX Chassis for High Power Consumption Applications



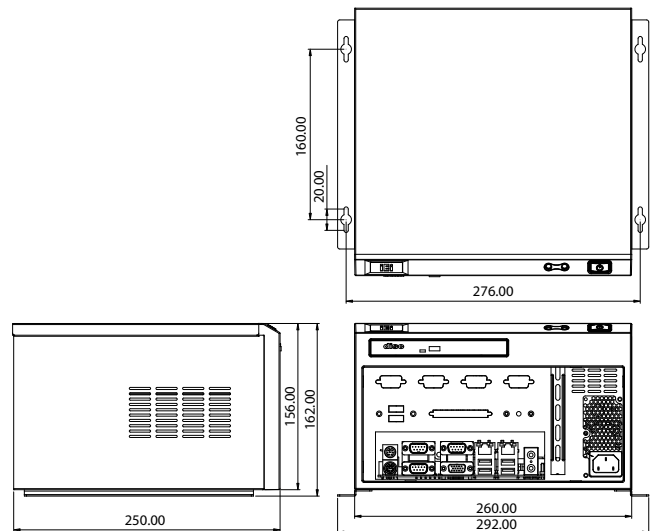
## Features

- Designed for high performance applications, bundled with 270W high efficiency ATX power supply
- Front accessible I/O design
- Supports one expansion slot
- One 3.5" hard drive, one slim type optical drive capacity

## Specifications

Model Name		EBC-3100
Platform		Case only
Chassis	Color	Black
	Dimensions (WxDxH) (mm)	260 x 250 x 156
	System Fan (WxDxH) (mm)	80 x 80 x 25
	Chassis Construction	Heavy duty metal with plastic front panel
Motherboard	Motherboard Model	Refer to KINO Series
	SBC Size (mm)	Mini-ITX (170 x 170)
Storage	Hard Drive	1 x 3.5" SATA HDD space
	ODD	1 x 5.25" slim type
Expansions		1 x Full-height expansion slot Max. dimensions: 220 mm (L) x 27 mm (D)
Power	Power Input	90 V~264 V AC
	Power Model	ACE-A618C 180W, ACE-A630C 300W
Reliability	Mounting	Desktop, wall mount
	Operating Temperature	0°C ~ 50°C
	Weight (Net/Gross)	2.5 kg/3.9 kg

## Dimensions (Unit: mm)



## Compatible SBC

Part No.	Recommended CPU Cooler								
KINO-AQ170	CF-115XA-R10, CF-1156C-R20, CF-1156D-R30								
1U AC Input									
Products	Model No.	Watt AT/ATX PFC	Input Voltage	Output Current Range					Efficiency
				+3.3 V	+5 V	+12 V	-12 V	+5 Vsb	
	ACE-A630C	300W ATX	90~265 VAC	16A (0.5A min.)	18A (0.5A min.)	15A (0.5A min.)	0.5A	3A	82%
	ACE-A618C	180W ATX	90~264 VAC	10A (0.1A min.)	14A (0.2A min.)	10A (0.6A min.)	0.3A	2.5A	85%

## Ordering Information

Part No.	Description
EBC-3100-R12/ACE-A618C	Mini-ITX embedded chassis, one 3.5" hard drive bay, with ACE-A618C-RS 180W ATX power supply, black
EBC-3100-R12/ACE-A630C	Mini-ITX embedded chassis, one 3.5" hard drive bay, with ACE-A630C-RS 300W ATX power supply, black

## Packing List

1 x System Fan	1 x Screw set	1 x QIG
1 x Power cord	1 x Wall mount kit	1 x SATA slim ODD cable

# EBC-3000 Mini-ITX Chassis for High Power Consumption Applications



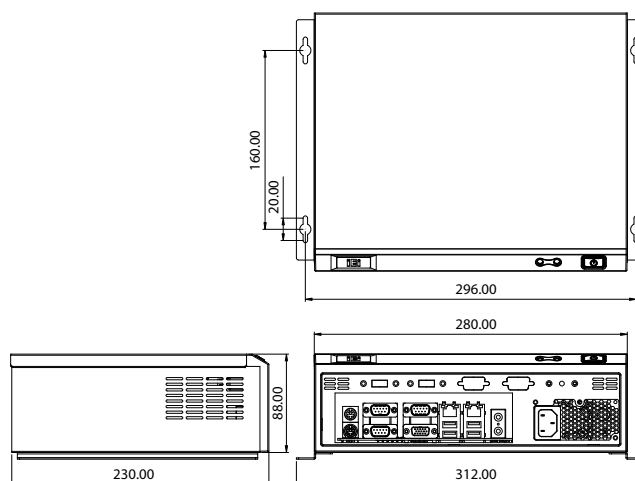
## Features

- Designed for high performance applications, bundled with 270W high efficiency ATX power supply
- Front accessible I/O design
- One 3.5" hard drive capacity

## Specifications

<b>Model Name</b>		<b>EBC-3000</b>
<b>Platform</b>		Case only
<b>Chassis</b>	<b>Color</b>	Black
	<b>Dimensions (WxDxH) (mm)</b>	280 x 230 x 88
	<b>System Fan (WxDxH) (mm)</b>	60 x 60 x 25
	<b>Chassis Construction</b>	Heavy duty metal with plastic front panel
<b>Motherboard</b>	<b>Motherboard Model</b>	Refer to KINO Series
	<b>SBC Size (mm)</b>	Mini-ITX (170 x 170)
<b>Storage</b>	<b>Hard Drive</b>	1 x 3.5" SATA HDD space
<b>Power</b>	<b>Power Input</b>	90 V~264 V AC
	<b>Power Model</b>	ACE-A618C 180W, ACE-A630C 300W
<b>Reliability</b>	<b>Mounting</b>	Desktop, wall mount
	<b>Operating Temperature</b>	0°C ~ 50°C
	<b>Weight (Net/Gross)</b>	2.5 kg/3.9 kg

## Dimensions (Unit: mm)



## Compatible SBC

Part No.	Recommended CPU Cooler								
KINO-AQ170	CF-115XA-R10, CF-1156C-R20, CF-1156D-R30								
1U AC Input									
Products	Model No.	Watt AT/ATX PFC	Input Voltage	Output Current Range					Efficiency
				+3.3 V	+5 V	+12 V	-12 V	+5 Vsb	
	ACE-A630C	300W ATX	90~265 VAC	16A (0.5A min.)	15A (0.5A min.)	0.5A	0.8A	3A	82%
	ACE-A618C	180W ATX	90~264 VAC	10A (0.1A min.)	14A (0.2A min.)	10A (0.6A min.)	0.3A	2.5A	85%

## Ordering Information

Part No.	Description
EBC-3000-R12/ACE-A618C	Mini-ITX embedded chassis, one 3.5" hard drive bay, with ACE-A618C-RS 180W ATX power supply, black
EBC-3000-R12/ACE-A630C	Mini-ITX embedded chassis, one 3.5" hard drive bay, with ACE-A630C-RS 300W ATX power supply, black

## Packing List

1 x System fan	1 x Screw set	1 x QIG
1 x Power cord	1 x Wall mount kit	

# Chassis Selection Guide


Model No.	Type	Board Type		Max. Slots	Drive Capacity				Fan Spec.			
		SBC Slot	Motherboard		5.25" F.P.	3.5" F.P.	2.5" Int	3.5" Int	4 cm	6 cm	8 cm	12 cm
RACK-1150G	1U	PICMG 1.0 full-size/ PICMG 1.3 full-size		3	1			1	3			
RACK-220G	2U	PICMG 1.0 full-size	*microATX, Mini-ITX	6	1	1		1			2	
RACK-305G	4U	Full-size	*ATX, microATX, Mini-ITX	14	2	1		1		***2	2	
RACK-360G	4U	Full-size	*ATX, microATX, Mini-ITX	14	2	1		1		***2		1
RACK-3000G	4U	Full-size	*ATX, microATX, Mini-ITX	14	3	2		1		***2	2	
RACK-500AI	5U	Full-size		5		1		1			1	
ECA-300			ATX, microATX	7	2			1	1			
ECA-200			microATX	4				1	1			
ECA-100			ATX, microATX	7				1	1			
PAC-1000G		Full-size		6	1	1		1			1	
PAC-106G		Full-size		6		1		1			1	
PAC-1700G		Full-size		7	1	1		2			1	
PAC-125G		Full-size		10	2	1		1			1	
PAC-53GH		Half-size		3				1				
PR-1500G		Half-size		5	◇1	1		1			1	
PAC-700G		Half-size		7	1	△1		1			1	

Model No.	Indicators		Front Panel Control						Back Panel Control		PSU	Dimensions (mm)			Color	
	Power	HDD	Power	Reset	KB	USB	Keylock	COM	USB	COM		Depth	Height	Width	Black	White
RACK-1150G	○	○	○	○		2					1U	449	44	431	○	
RACK-220G	○	○	○	○		2	○				PS/2	487.5	88	431	○	○
RACK-305G	○	○	○	○	○	2	○				PS/2 or mini redundant	413	176	431	○	○
RACK-360G	○	○	○	○	○	2	○				PS/2 or mini redundant	435.5	176	431	○	○
RACK-3000G	○	○	○	○			○				PS/2 or mini redundant	520	176	431	○	○
RACK-500AI	○	○	○	○		2					1U	440.2	221.3	110.6	(Navy Blue & Black)	
ECA-300	○	○	○	○		2		6			1U	291	162	365	○	
ECA-200	○	○	○	○		2		6			1U	310	162	310	○	
ECA-100	○	○	○	○		2			4	2	1U	320	480.5	210		○
PAC-1000G	○	○	○	○							PS/2	421	176	232	○	
PAC-106G	○	○	○	○		2					1U	400	175.5	166		○
PAC-1700G	○	○	○	○							PS/2	433	253.7	192.4	○	
PAC-125G	○	○	○	○		2	○				PS/2	420	176	321		○
PAC-53GH	○	○	○	○		2					1U	218	200	95		○
PR-1500G	○	○	○	○		2					1U	254	132	286		○
PAC-700G	○	○	○	○		2	○				1U	279	176	321	○	


- Rackmount chassis
- Full-size wall mount chassis
- Half-size wall mount chassis

- \* For ATX model
- ◇ Slim-type CD-ROM
- \*\*\* Optional fans for ATX model
- △ Please refer to datasheet for detail information

# RACK-1150G/1150G-PE 1U Full-size Rackmount Chassis



**CD-ROM, and HDD are not included in package**



## Features

- RoHS compliant design
- Two front-accessible USB ports
- One 5.25" drive bay
- One 3.5" internal hard drive bay
- Three 4 cm cooling fans

## Specifications

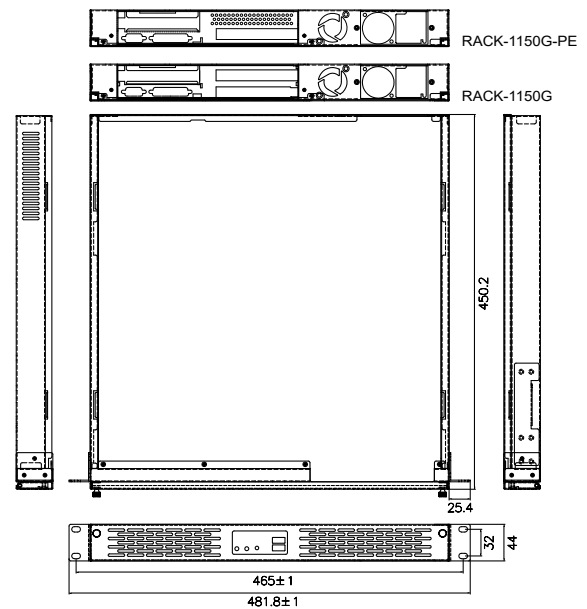
◆ Construction	Heavy duty metal
◆ SBC Form Factor	Full-size CPU card
◆ Drive Bays	1 x 5.25" 1 x 3.5" HDD (internal)
◆ Cooling Fans	3 x 4 cm
◆ I/O Ports	2 x USB
◆ I/O Openings	1 x COM, 1 x LPT
◆ Expansion Slots	3 slots/2 slots (PE)
◆ Indicators	Power, HDD
◆ Button	Power switch, reset button
◆ Operating Temperature	0°C ~ 50°C
◆ Operating Humidity	10% ~ 90%
◆ Color	B: Black
◆ Weight (Net/Gross)	7.5 kg/9.5 kg
◆ Dimensions (DxWxH)	449 mm x 431 mm x 44 mm

RACK-1150G and RACK-1151G support processors with a maximum TDP of 31 W only.

## Ordering Information

Part No.	Description
<b>RACK-1150GB-PE-R11/A618C</b>	1U 2-slot full size rackmount chassis for PICMG 1.3 backplane, Black, 3x 4cm fan, with ACE-A618C-RS-R10(180W), RoHS
<b>RACK-1150GB-R11/A618C</b>	1U 3-slot full size rackmount chassis for PICMG 1.0 backplane, Black, 3x 4cm fan, with ACE-A618C-RS-R10(180W), RoHS

## Dimensions (Unit: mm)



## Backplane Options

Model No.	SBC Type	PCI	ISA	PCIe			PSU Connector
				x1	x4	x16	
PCI-2SD2-RS	PICMG 1.0	2	0	0	0	0	ATX
PE-2SD1*	PICMG 1.3	0	0	0	0	1	ATX
PE-2SD2*	PICMG 1.3	1	0	0	0	0	ATX

Adapter cable 32100-040600-RS is required when connecting PCI-2SD2-RS to a standard ATX supply.

\* For RACK-1150G-PE

## Power Supply Options

Type	Model No.	Watt
ATX	ACE-A618C-R10	180W
	ACE-A4520D-R10	250W
	ACE-A630C-R10	300W


RACK-1150G supports single 1U height PSU. For more IEI PSU models, please refer to section 5 or visit www.ieiworld.com.

## Cable Options

Part No.	Description
<b>32102-033200-100-RS</b>	WIRE CABLE; POWER CABLE; 2; 100MM; 18AWG; (A)MOLEX 5557-0400 P=4.2; (B)MOLEX 5559-0400 P=4.2; Wins Precision; RoHS
<b>32100-040602-RS</b>	WIRE CABLE; POWER CABLE; 2; 400MM; 18AWG; (A)MOLEX 5559-20P P=4.2MM; (B)MOLEX 5557-16P P=4.2MM; RACK-2320; RoHS

# RACK-220G

2U 6-slot Full-size Rackmount Chassis



RACK-220GBATX



RACK-220GB  
B-Black

CD-ROM, and HDD are not included in package

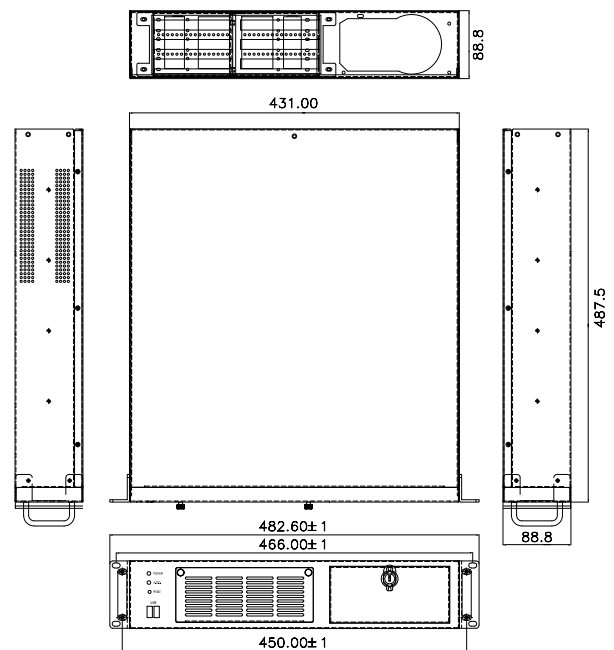
## Features

- RoHS compliant design
- Two USB ports on the front panel
- Two 8 cm cooling fans with replaceable fan filter
- One 5.25" and one 3.5" drive bays
- One 3.5" internal hard drive bay
- Lockable door prevents unauthorized access

## Specifications

◆ Construction	Heavy duty metal
◆ SBC Form Factor	Full-size, slot CPU card
◆ Drive Bays	1 x 5.25" 1 x 3.5" 1 x 3.5" HDD (internal)
◆ Cooling Fans	2 x 8 cm
◆ I/O Ports	2 x USB
◆ Expansion Slots	6 slots
◆ Indicators	Power, HDD
◆ Button	Power switch, reset button
◆ Operating Temperature	0°C ~ 50°C
◆ Operating Humidity	10% ~ 90%
◆ Color	Black
◆ Weight (Net/Gross)	8.2 kg/12.4 kg
◆ Dimensions (DxWxH)	488 mm x 431 mm x 89 mm

## Dimensions (Unit: mm)



## Selection Guide

Model No.	SBC Type	PSU Type	Color
RACK-220G	PICMG 1.0	PS/2	Black
RACK-220G  ATX	microATX MB	PS/2	Black

## Backplane Options

Model No.	SBC Type	PCI	ISA	PCIe			PSU Connector
				x1	x4	x16	
PCI-5SDA-RS	PICMG 1.0	L2+R2	0	0	0	0	AT/ATX
PCI-5SD6-RS	PICMG 1.0	L2+R2	0	0	0	0	ATX
PCI-6SD-RS	PICMG 1.0	L1+R1	L1+R1	0	0	0	ATX

## Ordering Information


Part No.	Description
RACK-220G /A130C	2U 6-slot full-size rackmount chassis for PICMG 1.0 SBC, (black), 2 x 8 cm fan, with ACE-A130C-R10 (300W ATX model), RoHS
RACK-220G  ATX/A130C	2U microATX motherboard rackmount chassis, (black), 2 x 8 cm fan, with ACE-A130C-R10 (300W ATX model), RoHS

## Power Supply Options


Type	Model No.	Watt
ATX	ACE-A130C-R10	300W
	ACE-A140B-S-R10	400W

RACK-220G supports single PS/2 PSU. For more IEI PSU models, please refer to section 5 or visit [www.ieiworld.com](http://www.ieiworld.com).

# RACK-305G 4U 14-slot Full-size Rackmount Chassis



**CD-ROM, and HDD are not included in package**



**RACK-305GW**

**RACK-305GB**

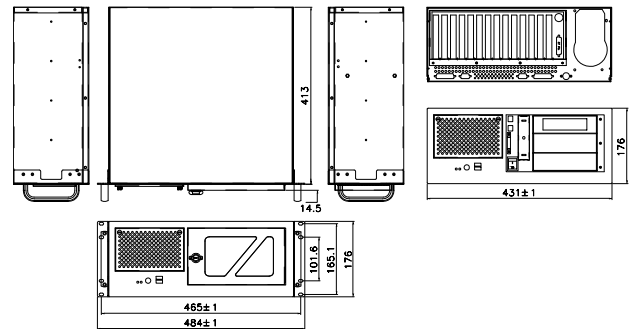
## Features

- RoHS compliant design
- Two USB ports on the front panel
- Dual reset buttons for dual systems
- Two 8 cm cooling fans with replaceable fan filters
- Lockable door prevents unauthorized access

## Specifications

◆ Construction	Heavy duty metal
◆ SBC Form Factor	Full-size, slot CPU card
◆ Drive Combinations	3 x 5.25" + 1 x 3.5" HDD or 2 x 5.25" + 2 x 3.5" HDD or 2 x 5.25" + 1 x 3.5" HDD + 1 x front accessible 3.5" or 2 x 5.25" + 2 x front accessible 3.5"
◆ Cooling Fans	2 x 8 cm
◆ I/O Ports	2 x USB
◆ Expansion Slots	14 slots for RACK-305G 7 slots for RACK-305GATX
◆ Indicators	Power, HDD
◆ Button	1 x Power switch, 2 x reset buttons
◆ Operating Temperature	0°C ~ 50°C
◆ Operating Humidity	10% ~ 90%
◆ Color	W: White/B: Black
◆ Weight (Net/Gross)	10.4 kg/15 kg
◆ Dimensions (DxWxH)	413 mm x 431 mm x 176 mm

## Dimensions (Unit: mm)



## Backplane Options

Model No.	SBC Type	PCI	ISA	PCIX	PCIe			PSU Connector
					x1	x4	x16	
PCI-13SD-RS	PICMG 1.0	3+4	3+3	0	0	0	0	AT/ATX
PCI-14S2-RS	PICMG 1.0	4	8	0	0	0	0	AT/ATX
PCI-14S3-RS	PICMG 1.0	4	9	0	0	0	0	AT/ATX
PX-14S3-RS	PICMG 1.0	12	2	0	0	0	0	AT/ATX
PX-14S5-RS	PICMG 1.0	7	6	0	0	0	0	AT/ATX
PE-6S	PICMG 1.3	2	0	0	2	0	1	ATX
PE-10S	PICMG 1.3	4	0	0	4	0	1	ATX
PE-10S2	PICMG 1.3	4	0	0	4	0	1	ATX
PXE-12S	PICMG 1.3	4	0	6	0	0	1	ATX
PE-13SD	PICMG 1.3	4	0	0	4	1	2	ATX
PXE-13S	PICMG 1.3	8	0	0	3	0	1	ATX
SPXE-14S	PICMG 1.3	0	0	0	12	0	0	ATX

## Ordering Information

Part No.	Description
<b>RACK-305G</b> -R22/A130C	4U 14-slot rackmount chassis, (black/white), 2 x 8 cm fan, with ACE-A130C-R10 (300W ATX model), RoHS
<b>RACK-305G</b> ATX-R22/A130C	4U ATX motherboard rackmount chassis, (black/white), 2 x 8 cm fan, with ACE-A130C-R10 (300W ATX model), RoHS

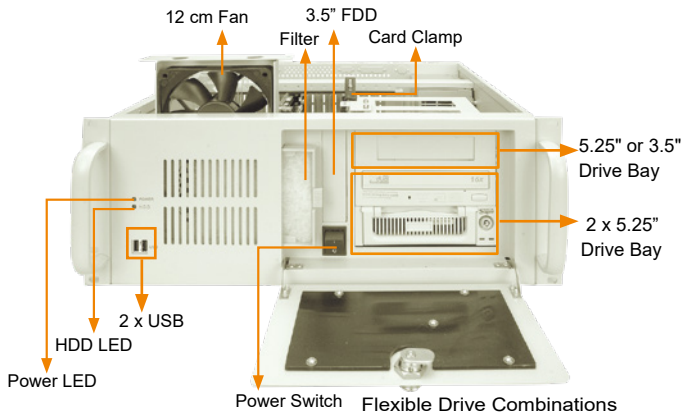
Color Code: B-Black W-White

## Power Supply Options

Type	Model No.	Watt
ATX	ACE-A130C-R10	300W
	ACE-A140B-S-R10	400W
	ACE-A160B-R10	600W
ATX Redundant	ACE-R4130AP-RS	300W
	ACE-R4150AP-R10	500W

RACK-305G supports single PS/2 PSU. For more IEI PSU models, please refer to section 5 or visit [www.ieiworld.com](http://www.ieiworld.com).

# RACK-360G 4U 14-slot Full-size Rackmount Chassis



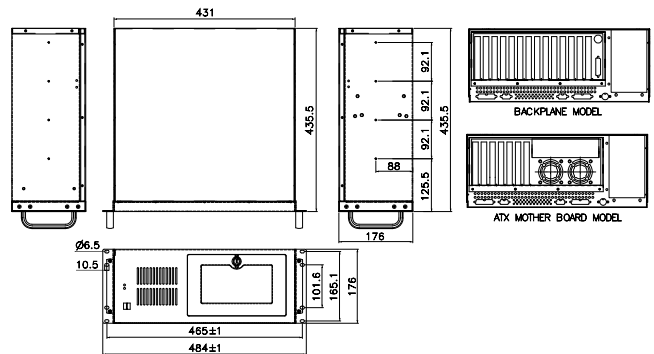
## Features

- Cost-effective, RoHS compatible design
- Flexible drive combinations
- Two USB ports on the front panel
- 12 cm cooling fan with replaceable fan filter
- Lockable door prevents unauthorized access

## Specifications

◆ Construction	Heavy duty metal
◆ SBC Form Factor	Full-size, slot CPU card
◆ Drive Combinations	3 x 5.25" + 1 x 3.5" HDD or 2 x 5.25" + 2 x 3.5" HDD or 2 x 5.25" + 1 x 3.5" HDD + 1 x front accessible 3.5" or 2 x 5.25" + 2 x front accessible 3.5"
◆ Cooling Fans	1 x 12 cm
◆ I/O Ports	2 x USB
◆ I/O Openings	2 x COM, 2 x LPT
◆ Expansion Slots	14 slots for RACK-360G 7 slots for RACK-360GATX
◆ Indicators	Power, HDD
◆ Button	Power switch, reset button
◆ Operating Temperature	0°C ~ 50°C
◆ Operating Humidity	10% ~ 90%
◆ Color	B: Black/W: White
◆ Weight (Net/Gross)	11 kg/15.4 kg
◆ Dimensions (DxWxH)	435.5 mm x 431 mm x 176 mm

## Dimensions (Unit: mm)



## Backplane Options

Model No.	SBC Type	PCI	ISA	PCIX	PCIe			PSU Connector
					x1	x4	x16	
PCI-13SD-RS	PICMG 1.0	3+4	3+3	0	0	0	0	AT/ATX
PCI-14S2-RS	PICMG 1.0	4	8	0	0	0	0	AT/ATX
PCI-14S3-RS	PICMG 1.0	4	9	0	0	0	0	AT/ATX
PX-14S3-RS	PICMG 1.0	12	2	0	0	0	0	AT/ATX
PX-14S5-RS	PICMG 1.0	7	6	0	0	0	0	AT/ATX
PE-6S	PICMG 1.3	2	0	0	2	0	1	ATX
PE-10S	PICMG 1.3	4	0	0	4	0	1	ATX
PE-10S2	PICMG 1.3	4	0	0	4	0	1	ATX
PXE-12S	PICMG 1.3	4	0	6	0	0	1	ATX
PE-13SD	PICMG 1.3	4	0	0	4	1	2	ATX
PXE-13S	PICMG 1.3	8	0	0	3	0	1	ATX
SPXE-14S	PICMG 1.3	0	0	0	12	0	0	ATX

## Ordering Information

Part No.	Description
RACK-360G [C]-R23/A130C	4U 14-slot rackmount chassis, (black/white), 1 x 12 cm fan, with ACE-A130C-R10 (300W ATX model), RoHS
RACK-360G [C] ATX-R23/A130C	4U ATX motherboard rackmount chassis, (black/white), 1 x 12 cm fan, with ACE-A130C-R10 (300W ATX model), RoHS
RACK-360E [C]-R23/A130C	4U 14-slot Rackmount Chassis, (black/white), 1x 12cm fan, w/ACE-A130C-R10 (300W ATX power)
RACK-360E [C] ATX-R23/A130C	4U ATX motherboard Rackmount Chassis, (black/white), 1x 12cm fan, w/ACE-A130C-R10 (300W ATX power)

[C] Color Code: B-Black W-White  
Model variations are listed below:

\* RACK-360G: with paint coating inside \* RACK-360E: without paint coating inside

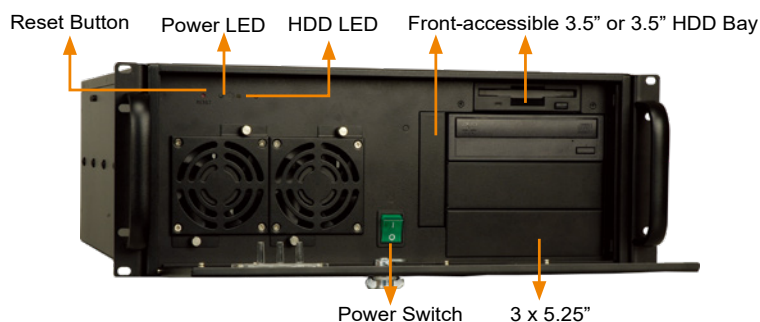
## Power Supply Options

Type	Model No.	Watt
ATX	ACE-A130C-R10	300W
	ACE-A140B-S-R10	400W
	ACE-A160B-R10	600W
	ACE-A210A-R10	1000W
ATX Redundant	ACE-R4130AP-RS	300W
	ACE-R4150AP-R10	500W

RACK-360G supports single PS/2 PSU. For more IEI PSU models, please refer to section 5 or visit www.ieiworld.com.



# RACK-3000G 4U 14-slot Full-size Rackmount Chassis



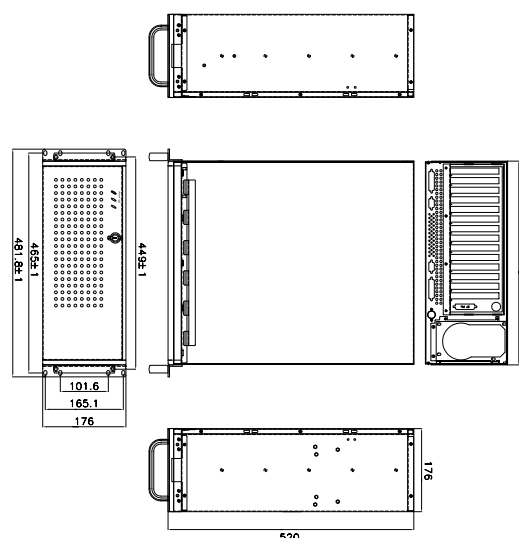
RACK-3000GBATX



RACK-3000GB

CD-ROM and HDD are not included in package

## Dimensions (Unit: mm)



## Features

- RoHS compliant design
- Compatible with ATX and microATX form factor motherboards
- Three 5.25" and three 3.5" drive bays
- Two 8 cm cooling fans
- Lockable door prevents unauthorized access

## Specifications

◆ Construction	Heavy duty metal
◆ SBC Form Factor	Full-size, slot CPU card
◆ Drive Bays	3 x 5.25" + 1 x front-accessible 3.5" + 2 x 3.5" HDD or 3 x 5.25" + 2 x front-accessible 3.5" + 1 x 3.5" HDD or 3 x 5.25" + 3 x 3.5" HDD
◆ Cooling Fans	2 x 8 cm
◆ I/O Openings	2 x COM, 2 x LPT, 1 x PS2
◆ Expansion Slots	14 slots for RACK-3000G 7 slots for RACK-3000GATX
◆ Indicators	Power, HDD
◆ Button	Power switch, reset button
◆ Operating Temperature	0°C ~ 50°C
◆ Operating Humidity	10% ~ 90%
◆ Color	Black
◆ Weight (Net/Gross)	13 kg/18 kg
◆ Dimensions (DxWxH)	520 mm x 431 mm x 176 mm

## Backplane Options

Model No.	SBC Type	PCI	ISA	PCIX	PCIe			PSU Connector
					x1	x4	x16	
PCI-14S-RS	PICMG 1.0	4	9	0	0	0	0	AT/ATX
PCI-14S3-RS	PICMG 1.0	4	9	0	0	0	0	AT/ATX
PX-14S3-RS	PICMG 1.0	12	2	0	0	0	0	AT/ATX
PX-14S5-RS	PICMG 1.0	7	6	0	0	0	0	AT/ATX
PE-6S	PICMG 1.3	2	0	0	2	0	1	ATX
PE-10S	PICMG 1.3	4	0	0	4	0	1	ATX
PE-10S2	PICMG 1.3	4	0	0	4	0	1	ATX
PXE-13S	PICMG 1.3	8	0	0	3	0	1	ATX
SPXE-14S	PICMG 1.3	0	0	0	12	0	0	ATX

## Power Supply Options

Type	Model No.	Watt
ATX	ACE-A130C-R10	300W
	ACE-A140B-S-R10	400W
	ACE-A160B-R10	600W
	ACE-A210A-R10	1000W
ATX Redundant	ACE-R4130AP-RS	300W
	ACE-R4150AP-R10	500W

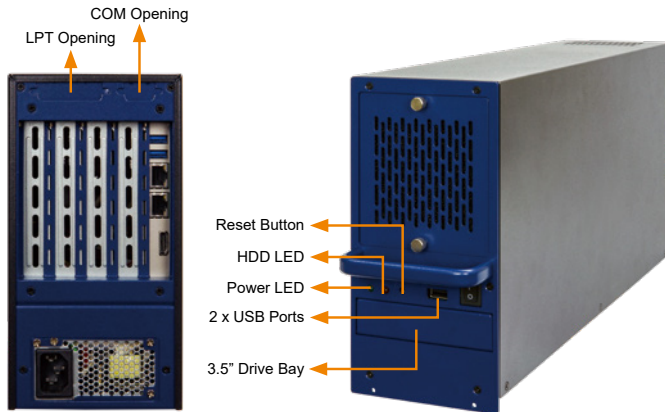
RACK-3000G supports single PS/2 PSU. For more IEI PSU models, please refer to section 5 or visit [www.ieiworld.com](http://www.ieiworld.com).

## Ordering Information

Part No.	Description
RACK-3000G[R21/A130C]	4U 14-slot rackmount chassis, (black), 2 x 8 cm fan, with ACE-A130C-R10 (300W ATX model), RoHS
RACK-3000G[ATX-R21/A130C]	4U ATX motherboard rackmount chassis, (black), 2 x 8 cm fan, with ACE-A130C-R10 (300W ATX model), RoHS

# RACK-500AI

5U 5-slot Full-size Rackmount Chassis



**CA-950GB-R10**  
19" rack carrier can carry four RACK-500AI and fit into standard 19"-width rack with 5U height.



**FDD and HDD are not included in the package**

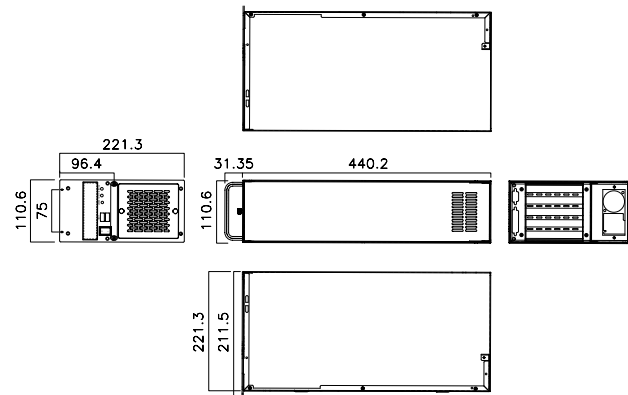
## Features

- RoHS compliant design
- 2 x USB ports on front panel
- One front-accessible 3.5" and one internal 3.5" HDD drive bays
- Hot-swappable 8 cm cooling fan
- 19" rack-mountable carrier (optional)

## Specifications

◆ Construction	Heavy duty metal
◆ SBC Form Factor	Full-size CPU cards
◆ Drive Bays	1 x Front-accessible 3.5" 1 x 3.5" HDD
◆ Cooling Fans	1 x 8 cm
◆ I/O Ports	2 x USB
◆ I/O Openings	1 x LPT, 1 x COM
◆ Expansion Slots	5 slots
◆ Indicators	Power, HDD
◆ Button	Power switch, reset button
◆ Operating Temperature	0°C ~ 50°C
◆ Operating Humidity	10% ~ 90%
◆ Color	Navy blue and black
◆ Weight (Net/Gross)	6 kg/9 kg
◆ Dimensions (DxWxH)	440.2 mm x 110.6 mm x 221.3 mm
◆ PCIe Expansion Card (GPU/Add-on Cards) Recommendation	Total maximum up to 150W (80W CPU with 16GB memory, 350W ATX Power) Total maximum up to 180W (35W CPU with 16GB memory, 350W ATX Power)

## Dimensions (Unit: mm)



## Backplane Options

Model No.	SBC Type	PCI	ISA	PCIe			PSU Connector
				x1	x4	x16	
PCI-5S2-RS	PICMG 1.0	4	1	0	0	0	AT
PCI-5S2A-RS	PICMG 1.0	4	1	0	0	0	ATX
PE-3S1	PICMG 1.3	0	0	0	1	1	ATX
PE-5S2	PICMG 1.3	0	0	3	0	1	ATX
PE-5S	PICMG 1.3	2	0	0	1	1	ATX
HPE-5S1	PCI/PICoE	4	0	0	0	0	ATX
HPXE2-5S1	HPCIE	2	0	0	0	1	ATX

\*Only R20 or later versions support PICMG 1.3 backplane.

## Ordering Information

Part No.	Description
<b>RACK-500AI-R10/A618C</b>	5U Height 5 Slots Full size Chassis, Navy Blue and Black, 1x 8cm fan, with ACE-A618C-RS-R10(180W), RoHS
<b>RACK-500AI-R10/FSP350</b>	5U Height 5 Slots Full size Chassis, Navy Blue and Black, 1x 8cm fan, with FSP350-50FCB(350W), RoHS
<b>CA-950GB-R10</b>	19" Rackmount Carrier for RACK-500G/RACK-900G/RACK-500AI

## Power Supply Options


Type	Model No.	Watt
ATX	ACE-A618C-R10	180W
	63030-010350-000-RS	350W

RACK-500AI-R10 supports single 1U height AT type PSU. For more IEI PSU models, please refer to section 5 or visit [www.ieiworld.com](http://www.ieiworld.com).





# ECA-100 Industrial Chassis



## Features

- RoHS compliant design
- Supports ATX/microATX motherboard
- One 3.5" HDD or one 2.5" HDD/SSD bay
- Seven expansion slots

## Specifications

◆ Construction	Heavy duty metal
◆ SBC Form Factor	ATX/microATX
◆ PSU	1U flex power supply
◆ Drive Bays	1 x 3.5"/2.5" HDD/SSD Expansion: 1 x 3.5"/2.5" HDD/SSD by the optional ECA-HDD-KIT-R10
◆ Cooling Fans	1
◆ I/O Openings	2 x USB 6 x COM
◆ Expansion Slots	7
◆ Indicators	Power LED, HDD LED
◆ Button	Power switch, reset button
◆ Installation	Desktop, wall mount
◆ Operating Temperature	-10°C ~ 50°C
◆ Operating Humidity	5% ~ 95%
◆ Storage Temperature	-20°C ~ 60°C
◆ Color	Black
◆ Dimensions (DxWxH)	365 mm x 291 mm x 162 mm
◆ Operating Vibration	MIL-STD-810F 514.5C-1
◆ Operating Shock	Half-sine wave 3G, 11ms, 100 shocks per axis
◆ Weight (Net/Gross)	TBD

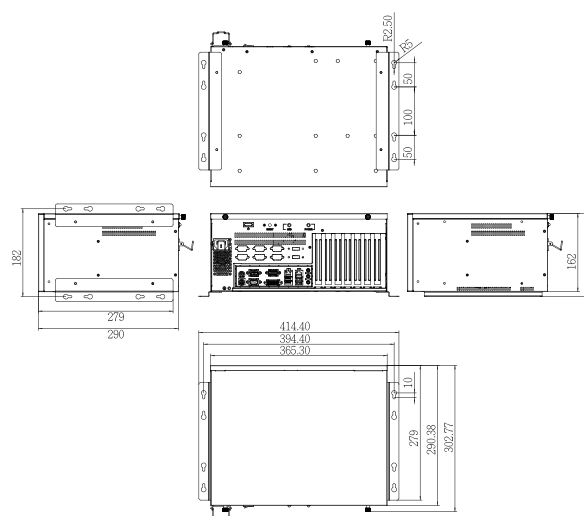
## Ordering Information

Part No.	Description
ECA-100-R20	Desktop/wall-mount industrial chassis, supports ATX/microATX motherboard and 1U ATX power supply, black, RoHS
ECA-HDD-KIT-R10	Additional 2.5"/3.5" HDD kit for ECA-100/ECA-200, R10

## Power Supply Options

Type	Model No.	Watt
ATX	ACE-A615C-R10	150W
	ACE-A618C-R10	180W
	ACE-A622C-R10	220W
	ACE-A630C-R10	300W


## Dimensions (Unit: mm)




## Compatible SBC

Model No.	SBC Type	PCI	PCIe			
			x1	x4	x8	x16
IMBA-Q470	ATX	3	0	3	0	1
IMBA-C2460	ATX	2	0	3	2	0
IMBA-Q370	ATX	2	0	3	2	0
IMBA-H310	ATX	4	0	1	0	1
IMBA-H112	ATX	4	0	1	0	1
IMBA-Q170-i2	ATX	2	0	3	2	0
IMBA-H110	ATX	6	0	0	0	1
IMBA-H810	ATX	4	2	0	0	1
IMBA-Q870-i2	ATX	4	1	1	0	1
IMB-H110	microATX	2	1	0	0	1
IMB-Q870-i2	microATX	1	1	1	0	1
IMB-H810-i2	microATX	2	1	0	0	1

# PAC-1000G 6-slot Full-size Compact Chassis



CD-ROM and HDD are not included in package



The hold-down clamp is designed to secure the cards within the chassis, protecting them from vibration.



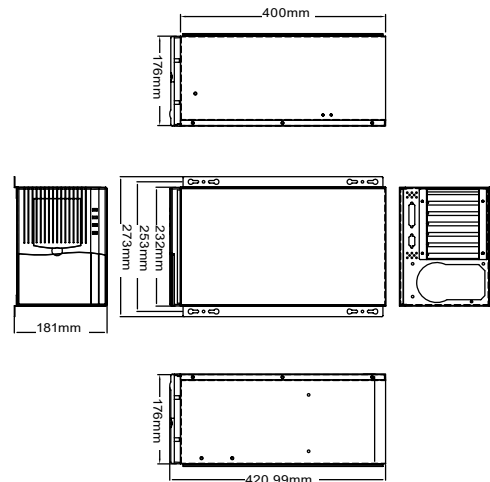
## Features

- RoHS compliant design
- One, 8 cm cooling fan with replaceable fan filter
- Plastic front panel with cover door

## Specifications

◆ Construction	Metal with plastic front panel
◆ SBC Form Factor	Full-size, slot CPU card
◆ Drive Bays	1 x Front-accessible 3.5" 1 x 5.25" 1 x 3.5" HDD
◆ Cooling Fans	1 x 8 cm
◆ I/O Openings	1 x LPT, 1 x COM
◆ Expansion Slots	6 slots
◆ Indicators	Power, HDD
◆ Button	Power switch, reset
◆ Operating Temperature	0°C ~ 50°C
◆ Operating Humidity	10% ~ 90%
◆ Color	B: Black
◆ Weight (Net/Gross)	5.6 kg/8.8 kg
◆ Dimensions (DxWxH)	421 mm x 232 mm x 176 mm

## Dimensions (Unit: mm)



## Backplane Options

Model No.	SBC Type	PCI	ISA	PCIe				PSU Connector
				x1	x4	x8	x16	
BP-6S-RS	ISA	0	6	0	0	0	0	AT
IP-6S-RS	PCISA	3	2	0	0	0	0	AT
IP-6SA-RS	PCISA	3	2	0	0	0	0	ATX
PCI-6S-RS	PICMG 1.0	4	2	0	0	0	0	AT/ATX
PE-6S2*	PICMG 1.3	3	0	0	1	0	1	ATX
SPE-6S	PICMG 1.3	0	0	0	5	0	0	ATX

\*Only R20 or later versions support PICMG 1.3 backplane

## Power Supply Options

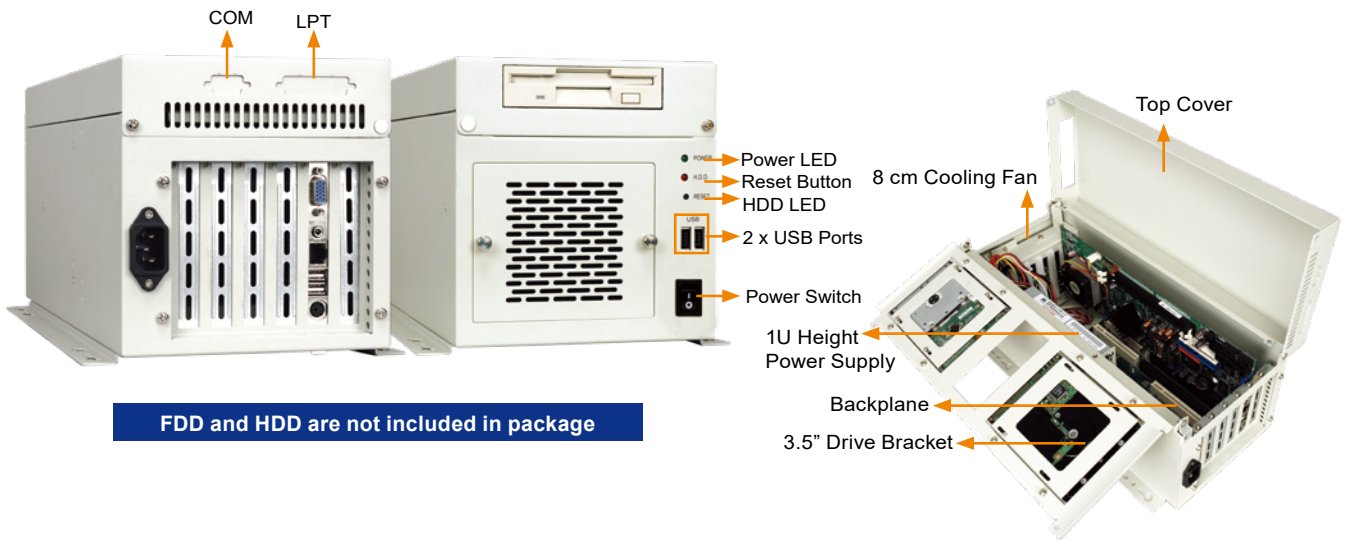
Type	Model No.	Watt
ATX	ACE-A130C-R10	300W
	ACE-A140B-S-R10	400W

PAC-1000G supports single PS/2 PSU. For more IEI PSU models, please refer to section 5 or visit www.ieiworld.com.

## Ordering Information

Part No.	Description
PAC-1000GB-R20/A130C	6-slot full-size compact chassis, white, 1 x 8 cm fan, with ACE-A130C-R10 (300W ATX model), RoHS

# PAC-106G 6-slot Full-size Compact Chassis



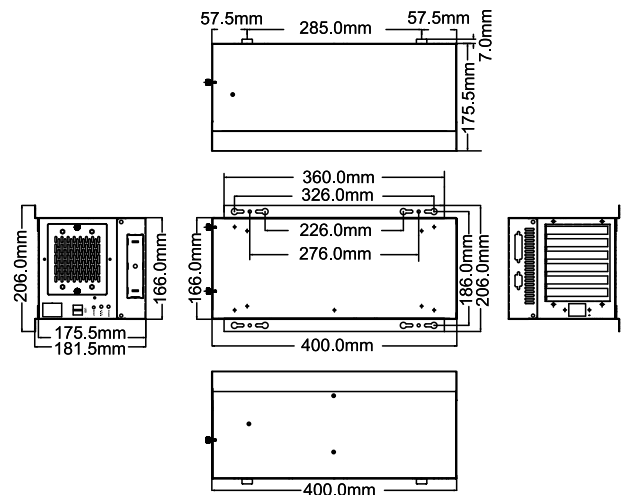
## Features

- RoHS compliant design
- Two USB ports on the front panel
- One 3.5" drive bay and one internal 3.5" HDD bay
- One 8 cm cooling fan

## Specifications

◆ Construction	Heavy duty metal
◆ SBC Form Factor	Full-size, slot CPU card
◆ Drive Bays	1 x Front-accessible 3.5"
	1 x 3.5" HDD
◆ Cooling Fans	1 x 8 cm
◆ I/O Ports	2 x USB
◆ I/O Openings	1 x COM, 1 x LPT
◆ Expansion Slots	6 slots
◆ Indicators	Power, HDD
◆ Button	Power switch, reset
◆ Operating Temperature	0°C ~ 50°C
◆ Operating Humidity	10% ~ 90%
◆ Color	W: White
◆ Weight (Net/Gross)	5.2 kg/7.8 kg
◆ Dimensions (DxWxH)	400 mm x 166 mm x 175.5 mm

## Dimensions (Unit: mm)



## Backplane Options

Model No.	SBC Type	PCI	ISA	PCIe				PSU Connector
				x1	x4	x8	x16	
BP-6S-RS	ISA	0	6	0	0	0	0	AT
IP-6S-RS	PCISA	3	2	0	0	0	0	AT
IP-6SA-RS	PCISA	3	2	0	0	0	0	ATX
PCI-6S-RS	PICMG 1.0	4	2	0	0	0	0	AT/ATX
PE-6S2*	PICMG 1.3	3	0	0	1	0	1	ATX
SPE-4S	PICMG 1.3	0	0	0	1	2	0	ATX
SPE-6S	PICMG 1.3	0	0	0	5	0	0	ATX

\*Only R20 or later versions support PICMG 1.3 backplane

## Ordering Information


Part No.	Description
PAC-106GW-R21/A618C	6-Slot Full size Chassis, White, 1x 8cm fan, with ACE-A618C-RS-R10(180W), RoHS

## Power Supply Options

Type	Model No.	Watt
ATX	ACE-A618C-R10	180W

PAC-106G supports single 1U height PSU. For more IEI PSU models, please refer to section 5 or visit www.ieiworld.com.

# PAC-1700G 7-slot Full-size Compact Chassis



CD-ROM and HDD are not included in package.



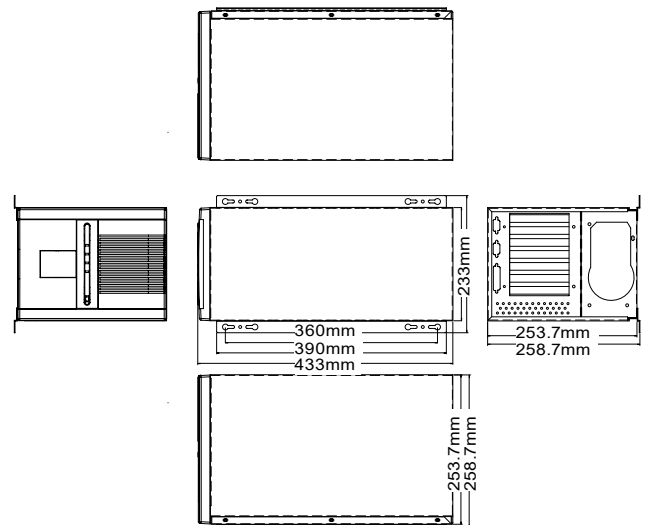
## Features

- RoHS compliant design
- One 5.25" and one 3.5" drive bay
- Two 3.5" internal HDD bays
- Seven expansion slots, compatible with full-size SBC
- 7 expansion slots, compatible with full-size SBC

## Specifications

◆ Construction	Metal with plastic front panel
◆ SBC Form Factor	Full-size, slot CPU card
◆ Drive Bays	1 x front-accessible 3.5"
	1 x 5.25"
	2 x 3.5" HDD
◆ Cooling Fans	1 x 8 cm
◆ I/O Openings	1 x LPT, 2 x COM
◆ Expansion Slots	7 slots
◆ Indicators	Power, HDD
◆ Button	Power switch, reset
◆ Operating Temperature	0°C ~ 50°C
◆ Operating Humidity	10% ~ 90%
◆ Color	B: Black
◆ Weight (Net/Gross)	6 kg/8.4 kg
◆ Dimensions (DxWxH)	433 mm x 233 mm x 253.7 mm

## Dimensions (Unit: mm)



## Backplane Options

Model No.	SBC Type	PCI	ISA	PCIe				PSU Connector
				x1	x4	x8	x16	
PCI-7S-RS	PICMG 1.0	4	3	0	0	0	0	AT/ATX
PE-7S*	PICMG 1.3	3	0	2	0	0	1	ATX
PE-7S2*	PICMG 1.3	1	0	4	0	0	1	ATX
HPXE2-7S1	HPCIE	3	0	0	0	2	0	ATX

\*Only R20 or later versions support PICMG 1.3 backplane

## Ordering Information

Part No.	Description
PAC-1700GB-R20/A130C	7-slot full-size compact chassis, black, 1 x 8 cm fan, with ACE-A130C-R10 (300W ATX model), RoHS


## Power Supply Options

Type	Model No.	Watt
ATX	ACE-A130C-R10	300W
	ACE-A140B-S-R10	400W

PAC-1700G supports single PS/2 PSU. For more IEI PSU models, please refer to section 5 or visit www.ieiworld.com.



# PAC-125G 10-slot Full-size Compact Chassis



CD-ROM and HDD are not included in package

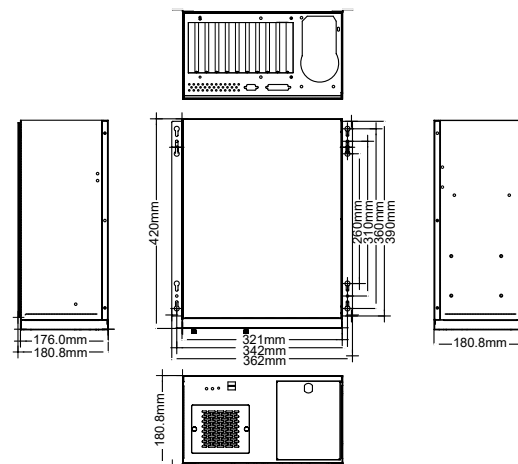
## Features

- RoHS compliant design
- Two USB ports on the front panel
- One 80mm x 80mm x 25mm hot swappable cooling fan with fan filter
- 2 x 5.25", 1 x 3.5" HDD, 1 x front-accessible 3.5" drive bays
- Lockable door prevents unauthorized access

## Specifications

◆ Construction	Heavy duty metal
◆ SBC Form Factor	Full-size, slot CPU card
◆ Drive Bays	2 x 5.25"
	1 x Front accessible 3.5"
	1 x 3.5" HDD
◆ Cooling Fans	80mm x 80mm x 25mm
◆ I/O Ports	2 x USB
◆ I/O Openings	1 x LPT, 1 x COM
◆ Expansion Slots	10 slots
◆ Indicators	Power, HDD
◆ Button	Power switch, reset
◆ Operating Temperature	0°C ~ 50°C
◆ Operating Humidity	10% ~ 90%
◆ Color	W: White
◆ Weight (Net/Gross)	7.2 kg/10.4 kg
◆ Dimensions (DxWxH)	420 mm x 321 mm x 176 mm

## Dimensions (Unit: mm)



## Backplane Options

Model No.	SBC Type	PCI	ISA	PCIX	PCIe				PSU Connector
					x1	x4	x8	x16	
BP-10S-RS	ISA	0	10	0	0	0	0	0	AT
PCI-10S-RS	PICMG 1.0	4	5	0	0	0	0	0	AT/ATX
PX-10S-RS	PICMG 1.0	7	3	0	0	0	0	0	AT/ATX
IP-10S-RS	PCISA	4	5	0	0	0	0	0	AT/ATX
IPX-9S-RS	PCISA	8	0	0	0	0	0	0	AT/ATX
HPE-8S	PCI/PIC0e	4	0	0	2	0	0	0	ATX
PE-6S	PICMG 1.3	2	0	0	2	0	0	1	ATX
PE-8S*	PICMG 1.3	3	0	0	3	0	0	1	ATX
SPE-9S	PICMG 1.3	3	0	0	0	3	1	0	ATX

\*Only R20 or later versions support PICMG 1.3 backplane

## Power Supply Options

Type	Model No.	Watt
ATX	ACE-A130C-R10	300W
	ACE-A140B-S-R10	400W
	ACE-A160B-R10	600W


PAC-125G supports single PS/2 PSU. For more IEI PSU models, please refer to section 5 or visit [www.ieiworld.com](http://www.ieiworld.com).

## Ordering Information

Part No.	Description
PAC-125GW-R22/A130C	10-slot full-size compact chassis, white, 1 x 8cm fan, with ACE-A130C-R10 (300W ATX model), RoHS

# PAC-53GH

3-slot Half-size Compact Chassis



## Features

- RoHS compliant design
- Two USB ports on the front panel
- One 2.5" internal HDD/SSD bay

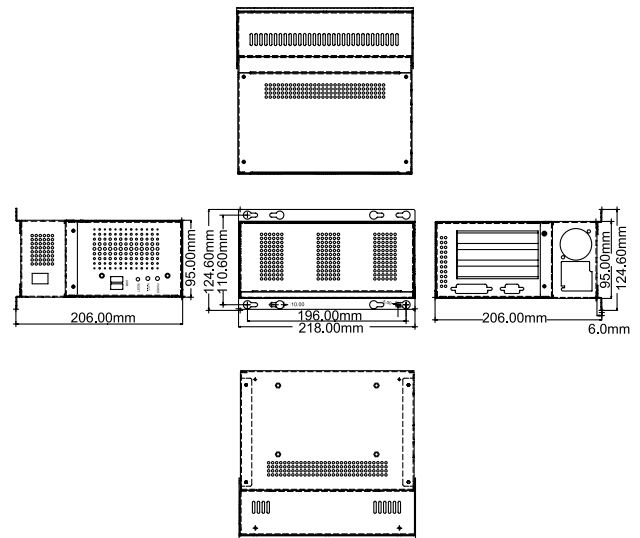
## Specifications

◆ Construction	Heavy duty metal
◆ SBC Form Factor	Half-size, slot CPU cards
◆ Drive Bays	1 x 2.5" HDD/SSD
◆ I/O Ports	2 x USB
◆ I/O Openings	1 x LPT, 1 x COM
◆ Expansion Slots	3 slots
◆ Indicators	Power, HDD
◆ Button	Power switch, reset
◆ Operating Temperature	0°C ~ 50°C
◆ Operating Humidity	10% ~ 90%
◆ Color	W: White
◆ Weight (Net/Gross)	2 kg/3.8 kg
◆ Dimensions (DxWxH)	218 mm x 95 mm x 200 mm

## Ordering Information

Part No.	Description
PAC-53GHW-R11/A618C	3-Slot Half-size Chassis, White, with ACE-A618C-RS-R10(180W), RoHS

## Dimensions (Unit: mm)



## Backplane Options

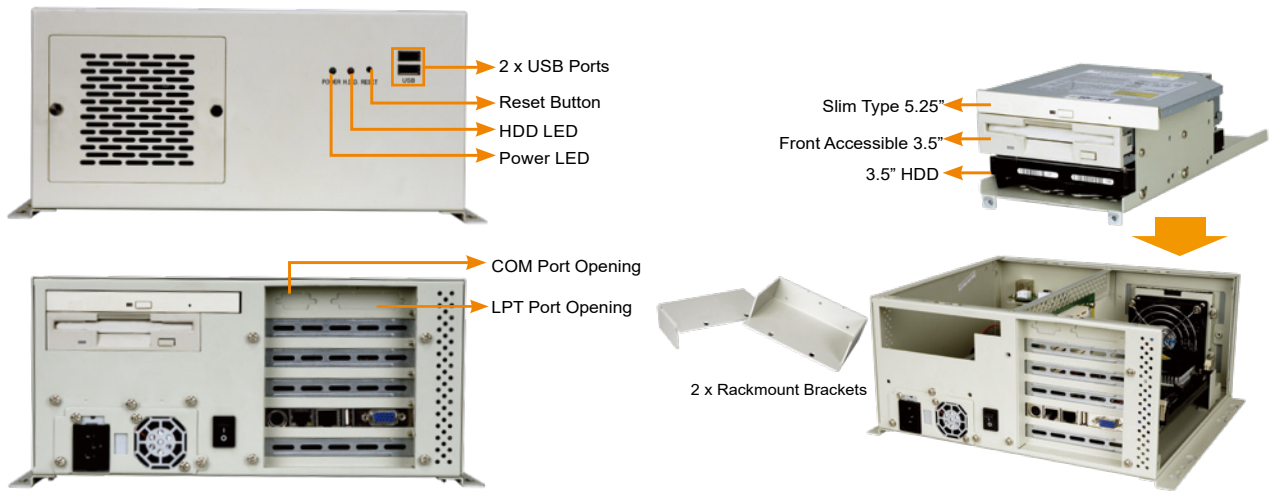
Model No.	SBC Type	PCI	ISA	PCIe			PSU Connector
				x1	x4	x16	
BP-3S-RS	ISA	0	3	0	0	0	AT
IP-3S-RS	PCISA	2	0	0	0	0	AT

## Power Supply Options

Type	Model No.	Watt
ATX	ACE-A618C-R10	180W
	ACE-A4520D-R10	250W

PAC-53GH supports single 1U height PSU. For more IEI PSU models, please refer to section 5 or visit [www.ieiworld.com](http://www.ieiworld.com).

# PR-1500G 5-slot Half-size Compact Chassis



CD-ROM and HDD are not included in package.

## Features

- RoHS compliant design
- One slim type 5.25" drive bay
- One 3.5" drive bay and one internal 3.5" HDD bay
- Two USB ports on the front panel
- One 8 cm cooling fan

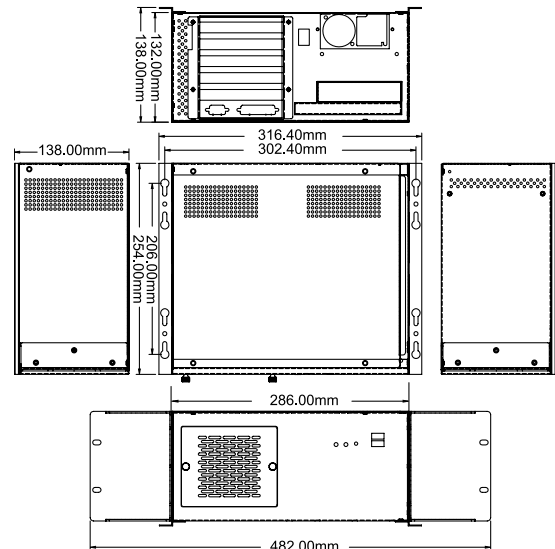
## Specifications

◆ Construction	Heavy duty metal
◆ SBC Form Factor	Half-size, slot SBC
◆ Drive Bays	1 x 3.5" HDD 1 x Front accessible 3.5" 1 x Slim 5.25"
◆ Cooling Fans	1 x 8 cm
◆ I/O Ports	2 x USB
◆ I/O Openings	1 x LPT, 1 x COM
◆ Expansion Slots	5 slots
◆ Indicators	Power, HDD
◆ Button	Power switch, reset
◆ Operating Temperature	0°C ~ 50°C
◆ Operating Humidity	10% ~ 90%
◆ Color	W: White
◆ Weight (Net/Gross)	3.6 kg/6.2 kg
◆ Dimensions (DxWxH)	254 mm x 286 mm x 132 mm

## Ordering Information

Part No.	Description
PR-1500GW-R12/A618C	5-Slot Half-size Chassis, White, 1x 8cm fan, with ACE-A618C-RS-R10(180W), RoHS

## Dimensions (Unit: mm)



## Backplane Options

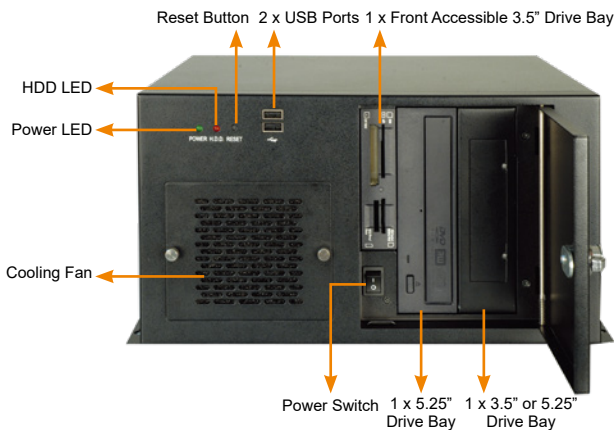
Model No.	SBC Type	PCI	ISA	PCIe			PSU Connector
				x1	x4	x16	
BP-5S-RS	ISA	0	5	0	0	0	AT
IP-5SA2-RS	PCISA	4	1	0	0	0	ATX
HPE-5S1	PICO/PICoE	4	0	0	0	0	ATX
HPE-5S2	PICO/PICoE	3	0	0	1	0	ATX
HPXE2-5S1	HPCIE	2	0	0	0	1	ATX

## Power Supply Options

Type	Model No.	Watt
ATX	ACE-A618C-RS-R10	180W
	ACE-A225A-R11	250W

PR-1500G supports single 1U height PSU. For more IEI PSU models, please refer to section 5 or visit www.ieiworld.com.

# PAC-700G 7-slot Half-size Compact Chassis



**CD-ROM, and HDD are not included in package.**



### Easy hot-swappable fan



**Step 1:** Loosen the thumb screws  
**Step 2:** Pull the fan out gently  
**Step 3:** Unplug the power connector

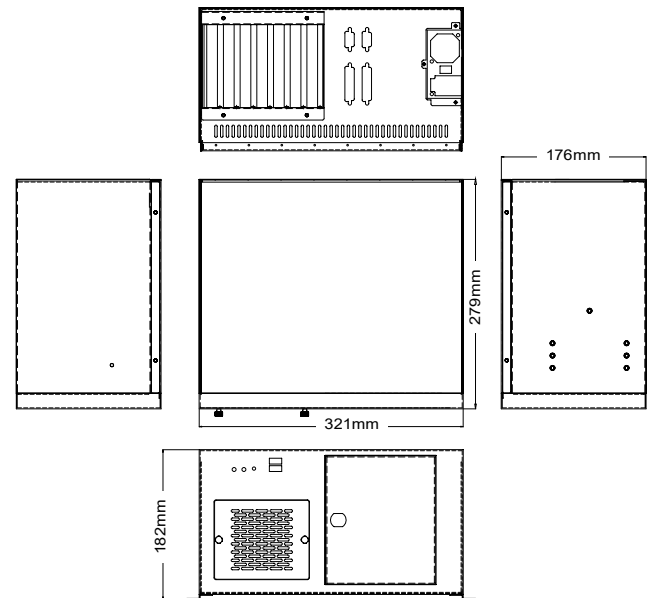
## Features

- RoHS compliant design
- Two USB ports on the front panel
- One, 8 cm cooling fan with fan filter
- Easy access design for quick fan replacement
- Lockable door prevents unauthorized access

## Specifications

◆ Construction	Heavy duty metal
◆ SBC Form Factor	Half-size, slot CPU card
◆ Drive Combinations	2 x 5.25" + 1 x Front accessible 3.5" or 1 x 5.25" + 2 x Front accessible 3.5" or 1 x 5.25" + 1 x Front accessible 3.5" + 1 x 3.5" HDD
◆ Cooling Fans	1 x 8 cm
◆ I/O Ports	2 x USB on front panel
◆ I/O Openings	2 x LPT, 2 x COM
◆ Expansion Slots	7 slots
◆ Indicators	Power, HDD
◆ Button	Power switch, reset
◆ Operating Temperature	0°C ~ 50°C
◆ Operating Humidity	10% ~ 90%
◆ Color	B: Black
◆ Weight (Net/Gross)	6.2 kg/9 kg
◆ Dimensions (DxWxH)	279 mm x 321 mm x 176 mm

## Dimensions (Unit: mm)



## Backplane Options

Model No.	SBC Type	PCI	ISA	PCIe				PSU Connector
				x1	x4	x8	x16	
BP-7S-RS	ISA	0	7	0	0	0	0	AT
HPXE2-7S1	HPCIe	3	0	0	0	2	0	ATX

## Power Supply Options

Type	Model No.	Watt
ATX	ACE-A618C-R10	180W
	ACE-A225A-R11	250W

PAC-700G supports single 1U height PSU. For more IEI PSU models, please refer to section 5 or visit [www.ieiworld.com](http://www.ieiworld.com).

## Ordering Information

Part No.	Description
<b>PAC-700GB-R11/A618C</b>	7-Slot Half-size chassis, Black, with ACE-A618C-RS-R10(180W), RoHS